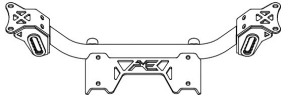
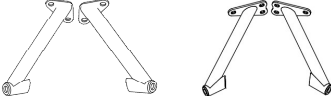

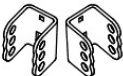

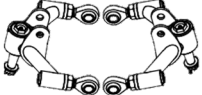







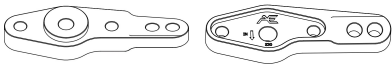





S30 - TRACK ATTACK COMPLETE FRONT KIT

PICTURE	ITEM	APEX	CUSTOMER
	CROSSMEMBER		
	TENSION BRACE EARLY - OR - LATE		
	L BRACKETS EARLY - OR - LATE		
	TENSION BRACES - U BRACKETS		
<p style="text-align: center;">L-SERIES RB JZ LS VQ</p>	ENGINE MOUNTS (CIRCLE)		
	FRONT LOWER CONTROL ARMS		
	UPPER CONTROL ARMS		
	UPPER CONTROL ARM BRACKETS		
	UPPER CONTROL ARM BRACKET ALIGNMENT PLATE		
	OUTER TIE RODS (6.50" LONG)		
	TIE ROD STUDS LOW-PRO - OR - ADJUSTABLE		
	TENSION ARMS (9.00" LONG)		
	SWAY BAR LINKS		
	UPPER STEERING CLAMPS		
	STEERING KNUCKLES		
	SHOCK MOUNTS		
	SPINDLE ADAPTERS		
	RACK BUSHINGS EARLY - OR - LATE		